



Student Behavior Expectations at Valley Ridge Academy



January 18, 2017

Something to think about...

Be more concerned with your character than your reputation, because your character is what you really are, while your reputation is merely what others think you are.

- John Wooden

www.dailyinspirationalquotes.in

Student Rights and Responsibilities

Student Rights (*School's Responsibilities*)

- To attend school in a positive learning environment
- To have school staff who are receptive to student needs and concerns
- To be safe from crime, violence, intimidation, bullying, harassment, racism and other discrimination in the school

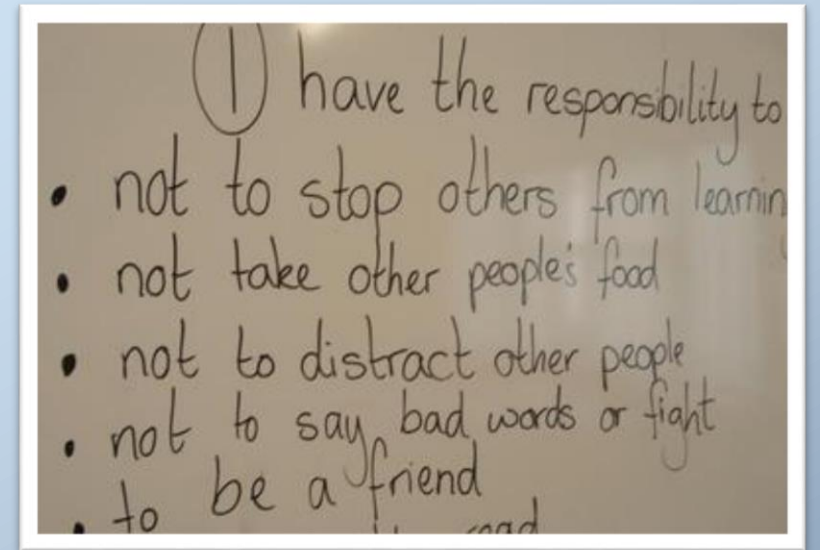
With Rights

Come Responsibilities

Student Rights and Responsibilities

Student Responsibilities

- To maintain decorum (behavior) that enhances a positive learning environment
- To express needs and concerns in an appropriate manner
- To know and obey District and school behavioral expectations and to report unsafe situations to school or law enforcement personnel



VRA Assembly Expectations

The “VRA Way”	Student Expectations
Be Respectful	<ul style="list-style-type: none">• Use Voice Level “0”• Enter and exit in an orderly fashion• Follow all adult directions• Sit in assigned area• Be attentive to speakers
Be Responsible	<ul style="list-style-type: none">• Applaud at appropriate times• Respond when prompted
Be Safe	<ul style="list-style-type: none">• Always walk• Keep your hands, feet, and objects to yourself at all times
Be Prepared and On Time	<ul style="list-style-type: none">• Walk quietly with your class

VRA Voice Levels

- Level 0 (**Silent**): Independent work in class/hallway/media center/assemblies
- Level 1 (**Low Volume**): partners, small group work, hallways/class change
- Level 2 (**Conversational**): class discussion, lunch, bus
- Level 3 (**Celebration**): athletics, dances, applause for assemblies/performances

SLANT



SLANT

How to be an active learner

- S** Sit up
- L** Lean forward and listen
- A** Ask questions
- N** Nod yes and no
- T** Track the speaker

The VRA PBIS Core Values

“The VRA Way”

- Be Respectful
- Be Responsible
- Be Safe
- Be Prepared and On Time



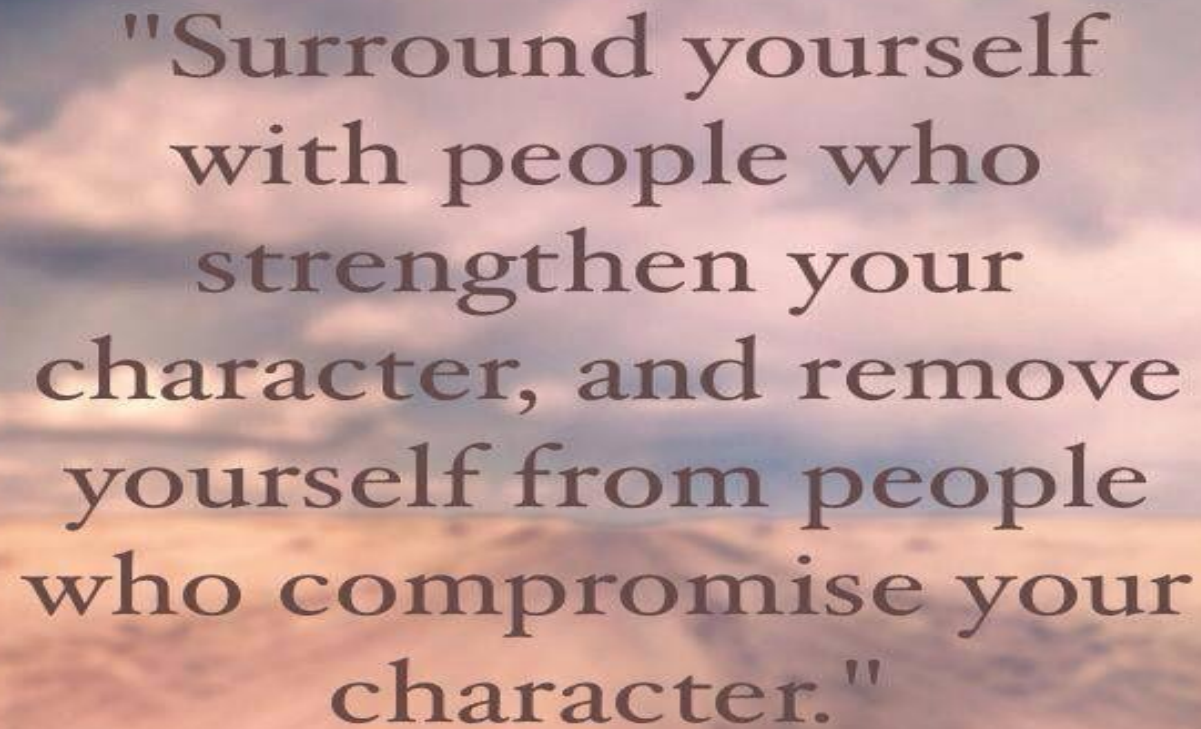
Respect

- Treating people the way you want to be treated
- Treating people with civility, courtesy, and dignity
- Being sensitive to other people's feelings
- Not insulting people or making fun of them
- Not ridiculing or embarrassing others
- Never going along with prejudices or racist attitudes



This includes student to student, student to adult, adult to student

Strength of Character



"Surround yourself
with people who
strengthen your
character, and remove
yourself from people
who compromise your
character."


DaveWillis.org

VRA Universal Behavior Expectations

The “VRA Way”	Student Expectations
Be Respectful	<ul style="list-style-type: none">• Follow all adult directions• Use appropriate language/volume with adults and peers• Accept individual differences
Be Responsible	<ul style="list-style-type: none">• Take pride in school environment• Follow school dress code• Accept consequences for your actions
Be Safe	<ul style="list-style-type: none">• Stay in designated areas• Keep your hands, feet, and objects to yourself at all times• Immediately notify adults with safety concerns
Be Prepared and On Time	<ul style="list-style-type: none">• Walk directly to class• Arrive to classroom on time with all necessary materials

Behavior Progression


1. Verbal Warning/Reteach the Behavior Expectation
2. Teacher Issued Consequence and Parent Contact
3. Parent Conference
4. Referral to Dean



Biggest Lessons

Biggest lessons in middle school...

- Take responsibility for your actions
- Accept the consequence
- Learn from the experience
- Change behavior and move on



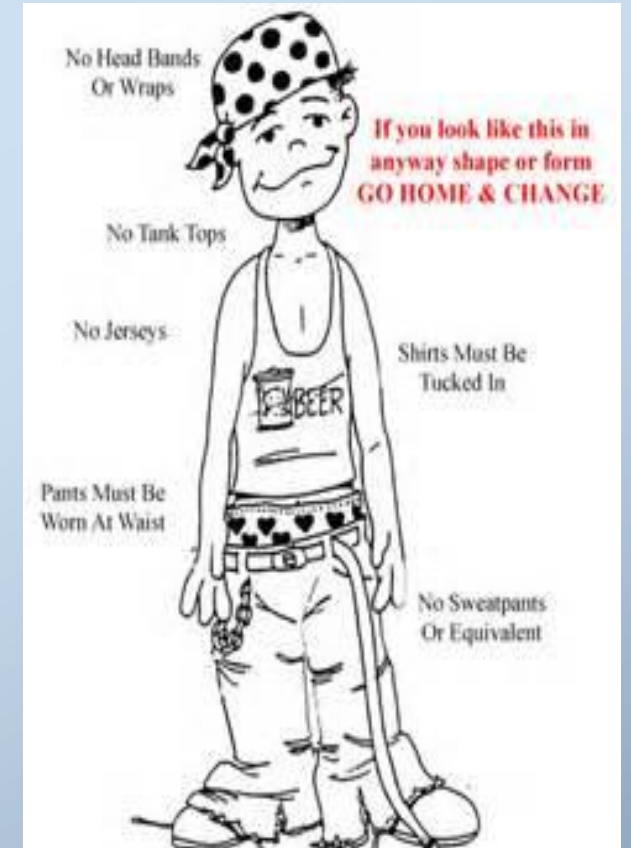
Dress Code (Girls)

- Leggings and tights must be covered by an approved outer garment that covers the waist to **4 inches** above the knee.
- In addition, the following is not permitted:
 - ***Clothes that reveal cleavage or midriff**
 - ***Clothes with holes, rips, tears, or frays**
 - Spaghetti straps, tank tops, off the shoulder shirts, strapless tops/dresses
 - Pajamas/exposed underwear
 - ***Flip flops (all shoes must have a strap on the ankle), platform shoes**
 - Hats, caps, sunglasses
 - Shirts with profanity
 - PE clothes (throughout the day)
 - ***All dresses, skirts, and shorts must be worn no shorter than 4 inches above the knee.**



Dress Code (Boys)

- The following is not permitted:
 - Sleeveless/muscle shirts
 - Clothing with holes, rips, tears
 - Exposed underwear
 - Steel-toed boots
 - Shirts with profanity, inappropriate slogans or advertising alcohol, drugs, sex, weapons, racial and/or ethnic slurs, or violent themes
 - Bandanas, gloves, heavy chains
 - Hats, caps, sunglasses, visors
- In addition:
 - All pants must be worn at the waist
 - PE clothes are not to be worn during regular class time



Dress Code Violations

- **1st incident-** Warning
- **2nd incident-** Change of Clothes/Parent Contact
- **3rd incident-** Parent Conference
- **4+ incidents-** In School Suspension

VRA Cafeteria Expectations

The “VRA Way”	Student Expectations
Be Respectful	<ul style="list-style-type: none">• Use <u>Voice Level 2</u>• Follow all adult directions• Keep and maintain your place in line• Only one time through the line
Be Responsible	<ul style="list-style-type: none">• Gather utensils and napkins before sitting down• Remain in your assigned area• Clean up your area and throw away trash• Raise your hand for permission to leave your seat
Be Safe	<ul style="list-style-type: none">• Always walk• Keep your hands, feet, and objects to yourself at all times
Be Prepared and On Time	<ul style="list-style-type: none">• Walk directly to the cafeteria• Memorize your lunch number

You express the
truth of your
character with the
choice of your
actions.

Steve Maraboli

meetville.com

Cafeteria Reminders

Lunch procedures:

- Enter the cafeteria quietly
- Locate your table (sitting by 5th period class) and take your seat
- Talk at a reasonable volume (“inside voice”)
- Raise your hand for permission to use the restroom/leave your seat
- Clean up the area/floor around you (*you drop it, you clean it*)
- At the end of lunch, wait for an adult to release your table
- Place all trash in the trash can

Reminders:

- Only one time through the lunch line
- Only buy lunch for yourself (not your friends)
- All 3 lines serve the same items
- Memorize your lunch number

Cell Phones



Cell phones

- Should be turned off upon arrival to campus
- Should be stored in your backpack, purse, or locker
- Not to be used during school hours without approval from your teacher or administration
- **Failure to comply will result in the phone being confiscated**
- **Repeated failure to comply will be considered defiance of school rules**

Contraband

Having, using, displaying or giving to others items not allowed at school, such as:

- Unauthorized non-prescription medications
- Tobacco
- Weapons
- Ammunition
- Matches
- Lighters
- Laser beam devices
- Firecrackers
- Pornography
- Leatherman, multi-tools, key chain tools

****All of these items may be confiscated and not returned***



Honor Code



- Cheating is defined as:
 - The unauthorized use of notes or other forms of assistance, including electronic devices, to complete a test or assignment
- Plagiarism is defined as:
 - The unauthorized use of another person's work and calling it one's own
- Level 2 offense (SJCSD Student Code of Conduct), which could lead to lunch detention, ISS or OSS

****Cheating offense penalties are also applicable to the student who provided notes, forms of assistance, answers to complete a test or assignment, etc.***

PDA

- PDA (Public Display of Affection)
- Defined as behavior that is inappropriate in a school setting in the judgement and discretion of the principal.
- In other words, keep your hands to yourself!



Profanity

- Defined as:
 - using words or gestures that are not acceptable at school (i.e. cussing, swearing)
- Level 2 offense (SJCSD Student Code of Conduct), which could lead to lunch detention, ISS or OSS
- Be respectful and kind to those around you



Bullying/Harassment

Bullying is defined as:

- Unwanted and repeated written, verbal, or physical behavior;
- Use of digital technologies that include threatening, insulting, or dehumanizing gesture that is severe enough to create an intimidating, hostile, or offensive educational environment (cyberbullying)
- Causes discomfort or humiliation;
- Creates an existence of an imbalance of power;
- Or unreasonably interferes with the individual's performance or participation

Bullying/Harassment

- Level 3 offense (SJCSD Student Code of Conduct), which is deemed a major infraction
- In addition to school consequences, criminal charges may be filed
- If you see an act of bullying, report it to administration

Organization Leads to Success

- Write assignments in planner
- Put homework in the correct class folder/notebook
- Study Buddy
- “Chunk” projects in planner
- A “study area” at home with limited distractions – TV, cell phone, video games, etc.
- Plenty of sleep and a good breakfast



SJCSD Student Code of Conduct

- If you have any further questions about the items we spoke about today, you may refer to your SJCSD Student Code of Conduct.

